Example OWAconstruct® System S 3

Surface pattern

Finetta

Finetta 62

Technical Data

Material	Mineral wool tiles
Building material class	A2-s1,d0 to EN 13501-1
Thickness	15 mm and 20 mm nom.
Colour	white
Light reflection	approx. 88 (ISO 7724-2, ISO 7724-3)
Sound reduction*	from 31 dB to 49 dB
Sound absorption	α_w = 0.70 / NRC = 0.65
Moisture resistance	up to 95 % RH
Fire protection*	up to F 120 (DIN 4102) up to REI 120 (EN 13501-2)

* Dependent on system, soffit and other factors

Finetta 62

Systems

Module sizes in mm	Exposed Systems				Concealed Systems		
	S 3	S 3a	S 15	S 15a	S 15b	S 1/1a	S 9a/b
600 x 600 625 x 625	●	●	●	●	●	●	●
600 x 1200 625 x 1250	●	●	●	●			
300 x 1200							●
300 x 1250							●
400 x 1200 400 x 1250							●

Example OWAconstruct® System S 7

Surface pattern
OWAplan®

Technical Data

Material	Mineral wool tiles
Building material class	A2-s1,d0 to EN 13501-1
Thickness	20 mm nom.
Colour	white, other colours on request
Light reflection	approx. 85 (ISO 7724-2, ISO 7724-3)
Sound reduction*	from 35 dB to 49 dB
Sound absorption	α_w = 0.65 / NRC = 0.65
Moisture resistance	up to 95 % RH
Fire protection*	up to F 120 (DIN 4102)

*Dependent on system, soffit and other factors

OWAplan®

Kraft acoustic plaster
type Allegro fine or very fine
White, RAL-colours on request

Systems

Module sizes in mm	Smooth System S 7
312.5 x 1250	●

For further information please see System leaflet S 7 or visit our website at www.owa.de

Example OWAconstruct® System S 15b OWAline®

Surface pattern

Cosmos

Cosmos 68/0



Technical Data

Material	Mineral wool tiles
Building material class	A2-s1,d0 to EN 13501-1
Thickness	15 mm and 20 mm nom.
Colour	white
Light reflection	approx. 84 (ISO 7724-2, ISO 7724-3)
Sound reduction*	from 35 dB to 49 dB (Un-needled) from 31 dB to 49 dB (Needled)
Sound absorption	$\alpha_w = 0.25$ / NRC = 0.25 (Un-needled) $\alpha_w = 0.65$ / NRC = 0.65 (Needled)
Moisture resistance	up to 95 % RH
Fire protection*	up to F 120 (DIN 4102) up to REI 120 (EN 13501-2)

*Dependent on system, soffit and other factors

Cosmos 68/0 (Un-needled)

Cosmos 68/N (Needled)

Systems

Module sizes in mm	Exposed Systems					Concealed/Semi-concealed Systems				Bandraster-systems			Clear spanning Systems
	S 3	S 3a	S 15	S 15a	S 15b	S 1/1a	S 9a/b	S 2a	S 2b	S 18p	S 18k/b/c	S 18d	S 6a/b/c
600 x 600 625 x 625	●	●	●	●	●	●	●						
600 x 1200 625 x 1250	●	●	●	●									
300 x 1200	●	●	●	●		●	●			●	●	●	●
300 x 1250							●						
300 x 1500 300 x 2000 300 x 2500	●	●	●	●		●				●	●	●	●
312.5 x 1250	●	●	●	●		●		●		●	●	●	●
312.5 x 1500 312.5 x 2000 312.5 x 2500	●	●	●	●		●				●	●	●	●
317.5 x 1250									●				
400 x 1200 400 x 1250	●	●	●			●	●			●	●	●	●
400 x 1500 400 x 2000 400 x 2500	●	●	●			●				●	●	●	●
1200 x 1200 1250 x 1250											●		

Example OWAconstruct® System S 3, Chrome Exposed grid

Surface pattern

Cosmos plus

Cosmos plus 76



Technical Data

Material	Mineral wool tiles
Building material class	A2-s1,d0 to EN 13501-1
Thickness	15 mm nom.
Colour	white
Light reflection	approx. 84 (ISO 7724-2, ISO 7724-3)
Sound reduction*	from 29 dB to 49 dB
Sound absorption	α_w = 0.80 / NRC = 0.75
Moisture resistance	up to 95 % RH
Fire protection*	up to F 120 (DIN 4102) up to REI 120 (EN 13501-2)

* Dependent on system, soffit and other factors

OWAcoustic®
premium

Cosmos plus 76

Systems

Module sizes in mm	Exposed Systems S 3	Exposed Systems S 15	Exposed Systems S 15b
600 x 600 625 x 625	●	●	●

For high acoustic requirements

- ***Closed surface but with higher acoustic absorption for optimum area acoustics***
- ***For use in Schools, Nursery Schools, large open plan offices, Call Centres, Canteens, etc.***

Good acoustic conditions are based on a balance of sound absorption and sound reflection. Where this balancing act succeeds, areas can be managed with optimal reverberation times and good language intelligibility. OWA has the right solutions in its wide programme to achieve these two tasks:
- to optimize the reverberation times in the area and to lower the interference level.

With **OWAcoustic® Cosmos plus** the ***reverberation time,*** which represents the central criteria for the evaluation of the acoustic qualities of an area, **can clearly be reduced.**

System S 15b
OWAline®

Edge: 15b

Section:

Further Data see System leaflet S 15b

Example OWAconstruct® System S 3e, corrosion resistant grid



Surface pattern

AquaCosmos®

AquaCosmos® /0

Technical Data

Material	Mineral wool tiles
Building material class	A2-s1,d0 to EN 13501-1
Thickness	15 mm nom.
Colour	white
Light reflection	approx. 84 (ISO 7724-2, ISO 7724-3)
Sound reduction*	from 35 dB to 49 dB (Un-needled) from 31 dB to 49 dB (Needled)
Sound absorption	$\alpha_w = 0.25$ / NRC = 0.25 (Un-needled) $\alpha_w = 0.55$ / NRC = 0.55 (Needled)
Moisture resistance	up to 100 % RH
Fire protection*	up to F 120 (DIN 4102) up to REI 120 (EN 13501-2)

* Dependent on system, soffit and other factors

AquaCosmos®/O
(Un-needled)

AquaCosmos®/N
(Needled)

Areas of use
Changing rooms in sports facilities, shower rooms or saunas, swimming pools, laboratories or large kitchens– all areas with higher humidity levels. OWAcoustic® premium AquaCosmos® ceiling tiles have been proved in the European market for more than 3 years.
Their special formulation makes them resistant to extreme moisture conditions and simultaneously fulfil the highest requirements of ceiling design.

Systeme

Module sizes in mm \ Exposed Systems	S 3*	S 3e	S 15*	S 15e
600 x 600 625 x 625	●	●	●	●

*conditional use

Example OWAconstruct® System S 3

Surface pattern

Constellation

Constellation 3

Technical Data

Material	Mineral wool tiles
Building material class	A2-s1,d0 to EN 13501-1
Thickness	15 mm and 20 mm nom.
Colour	white
Light reflection	approx. 88 (ISO 7724-2, ISO 7724-3)
Sound reduction*	from 31 dB to 49 dB
Sound absorption	α_w = 0.70 / NRC = 0.70
Moisture resistance	up to 95 % RH
Fire protection*	up to F 120 (DIN 4102) up to REI 120 (EN 13501-2)

* Dependent on system, soffit and other factors

Constellation 3

Systems

Module sizes in mm	Exposed Systems					Concealed/Semi-concealed Systems				Bandraster Systems			Honeycomb/ Baffle Systems			Clear spanning Systems
	S 3	S 3a	S 15	S 15a	S 15b	S 1/1a	S 9a/b	S 2a	S 2b	S 18p	S 18k/b/c	S 18d	S 8	S 12	S 12d	S 6a/b/c
300 x 300 312.5 x 312.5 300 x 600 312.5 x 625														●			
600 x 600 625 x 625	●	●	●	●	●	●	●							●			
600 x 1200 625 x 1250	●	●	●	●										●			
300 x 1200	●	●	●	●		●	●			●	●	●	●			●
300 x 1250							●									
300 x 1500 300 x 2000 300 x 2500	●	●	●	●		●				●	●	●				●
312.5 x 1250	●	●	●	●		●		●		●	●	●	●			●
312.5 x 1500 312.5 x 2000 312.5 x 2500	●	●	●	●		●				●	●	●				●
317.5 x 1250									●							
400 x 1200 400 x 1250	●	●	●	●		●	●			●	●	●				●
400 x 1500 400 x 2000 400 x 2500	●	●	●	●		●				●	●	●				●
1200 x 1200 1250 x 1250											●		●			
Height x 1200 Height x 1250															●	●
Height x 1500																●

Example OWAconstruct® System S 3



Surface pattern

OWAlux®

OWAlux® grey white 64/2



Technical Data

Material	Mineral wool tiles
Building material class	A2-s1,d0 to EN 13501-1
Thickness	15 mm nom.
Colour	white, silver
Light reflection	on request
Sound reduction*	from 35 dB to 49 dB (Un-needled) from 31 dB to 49 dB (Needled)
Sound absorption	$\alpha_w = 0.15$ / NRC = 0.15 (Un-needled) $\alpha_w = 0.70$ / NRC = 0.70 (Needled)
Moisture resistance	up to 95 % RH
Fire protection*	up to F 120 (DIN 4102) up to REI 120 (EN 13501-2)

* Dependent on system, soffit and other factors

OWAlux® grey white
64/2 (Un-needled)

OWAlux® silver
64/4 (Un-needled)

OWAlux® white
B1 to DIN 4102
64/8 (Un-needled)



OWAlux® grey white
64/1 (Needled)

OWAlux® silver
64/3 (Needled)

Systems

Module sizes in mm	Exposed Systems S 3	Exposed Systems S 15*
600 x 600 625 x 625	●	●
600 x 1200 625 x 1250	●	●

*conditional use

Example OWAconstruct® System S 3

Surface pattern

Structura

Structura 5

Technical Data

Material	Mineral wool tiles
Building material class	A2-s1,d0 to EN 13501-1
Thickness	15 mm nom.
Colour	white
Light reflection	approx. 85 (ISO 7724-2, ISO 7724-3)
Sound reduction*	from 31 dB to 49 dB
Sound absorption	α_w = 0.75 / NRC = 0.80
Moisture resistance	up to 95 % RH
Fire protection*	up to F 120 (DIN 4102) up to REI 120 (EN 13501-2)

* Dependent on system, soffit and other factors

Structura 5

Systems

Module sizes in mm	Exposed Systems S 3	Exposed Systems S 15
600 x 600 625 x 625	●	●
600 x 1200 625 x 1250	●	●